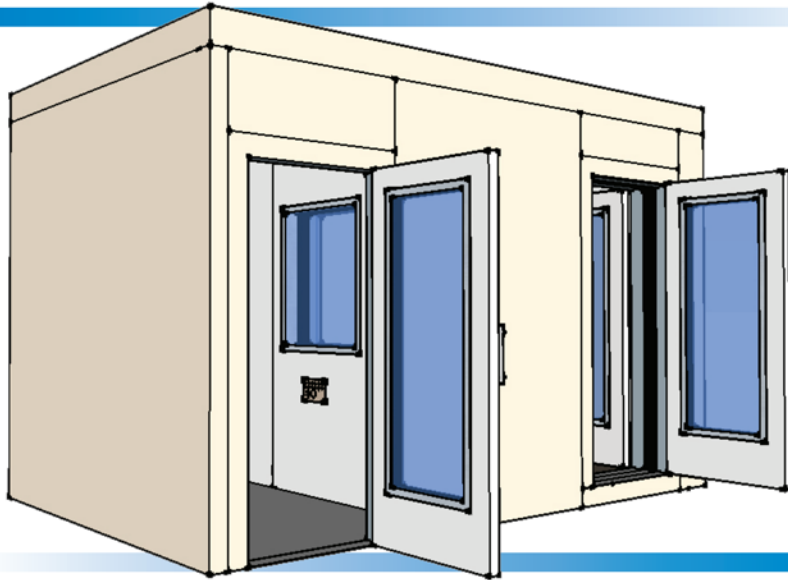


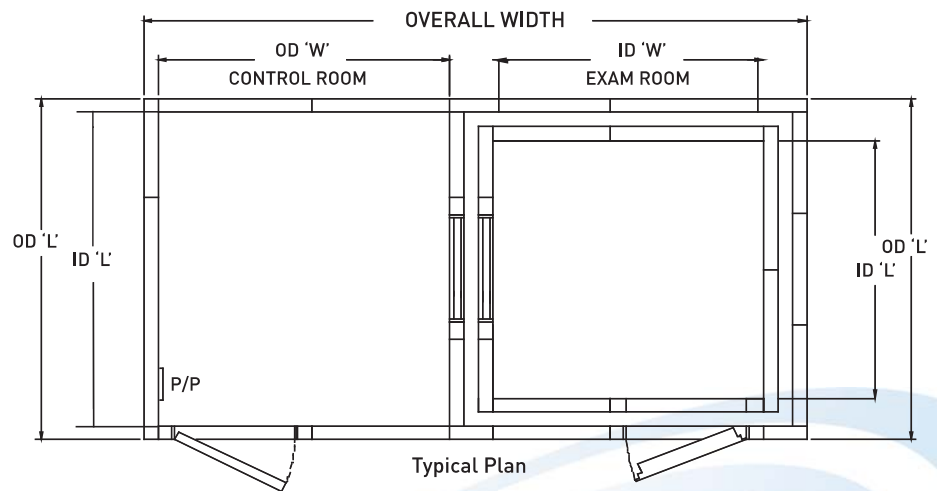
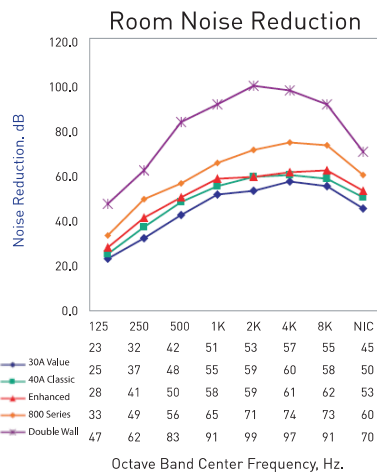
# IAC ACOUSTICS 140ACT AUDIOMETRIC ROOMS

## 140act SERIES



The 140act Series Single-Wall Control Room integrated with a Double-Wall Exam Room is constructed of 4 inch thick modular panels, complete with carpeted vibration isolated floor, space-saver roof mounted ventilation, recessed electrical, Noise-Lock® doors and double glazed windows, audiometric jack panels acoustically matched and shipped ready for field assembly.

Model No.	Control Room Inside Dimension ft-in x ft-in x ft-in			Exam Room Inside Dimension ft-in x ft-in x ft-in			Overall Outside Dimension ft-in x ft-in x ft-in			Weight lbs (kg)
	W	x	L x H	W	x	L x H	L	x	W x H	
140act-1	6-8	x	7-6 x 7-9	6-2	x	6-2 x 6-6	8-2	x	15-2 x 8-4	8097
140act-2	6-8	x	8-4 x 7-9	7-0	x	7-0 x 6-6	9-0	x	16-0 x 8-4	9131
140act-3	7-10	x	9-10 x 7-9	8-6	x	8-6 x 6-6	10-6	x	18-8 x 8-4	11529
140act-4	9-0	x	11-2 x 7-9	9-4	x	9-10 x 6-6	11-10	x	20-8 x 8-4	13645



# IAC ACOUSTICS 140ACT AUDIOMETRIC ROOMS

## 140act CLASSIC General Notes

**TOTAL ESTIMATED DESIGN WEIGHT:** ( ) lbs.

**PANEL CONSTRUCTION:** Noiselock V (walls) and Noiselock VI (ceiling)

**INTERIOR SURFACES :** 22ga. galvanized perforated steel

**EXTERIOR SURFACES:** 14ga. Cold rolled solid steel

**FLOOR INTERIOR SURFACE:** 11ga. hot rolled steel

**FINISH:** Powder coated

**COLOR:** Choice of (12) standards

**FLOOR COVERING:** Industrial nylon carpet

**Color:** (to match paint color selection) 3/8" thick underlayment and 2 1/2" H black cove base molding included.

**DOOR:** ( ) 2' x 9" wide x 6' - 1 1/2" high clear opening cam-lift splitframe with push plate and pull handles.

**Note:**

- Dimensions locating door are shown to the clear opening
- Single outswinging STC 64 door standard. Alternate for larger booths is combination of one outswinging and one inswinging STC 51 doors.

**WINDOW:** ( ) 2'6" wide x 2'10" high aluminum frame double glazed with 1/4" thick laminated safety glass (width reduced on smaller models).

Vibration isolator rails to be provided below floor panels.

2" Minimum clearance is required between the exterior of testing booth and host facility walls/ceiling.

Dust seal to be provided within air space around doors and windows. Sill angle to be provided between doors.

**LARGEST PANEL SIZE:** ( ) wide x ( ) long x ( ) thick. Customer to ensure adequate site access.

**VENTILATION:** ( ) cfm system comprised of integrated spasaver. Exhaust/inlet air ceiling silencer panels and 120V, 60Hz, 14w fans.

**ELECTRICAL:**

- 120V recessed incandescent light fixture
- 120V toggle switch for fans and lights
- 120V duplex receptacle

**Audiometric jack panel comprised of:**

- (12) Switchcraft three-wire phone-type jacks
- (2) USB ports
- (1) 2-Inch ID passthrough hole with cover

(Lot) boxes, connectors, etc. As required for complete installation.

**Note:**

- Customer to provide 110V, 60Hz, 20 amp power to roof mounted quad receptacle power cord.
- All electrical is wired per 2002 national electric code
- Booth is factory UL certified and labeled

Customer to provide a finished floor which is within +/- 1/4" of level in 10 non-cumulative ft.



**Bronx, New York**

**T: 718 931 8000**

**F: 718 863 1138**

**E: [newyork@iac-acoustics.com](mailto:newyork@iac-acoustics.com)**