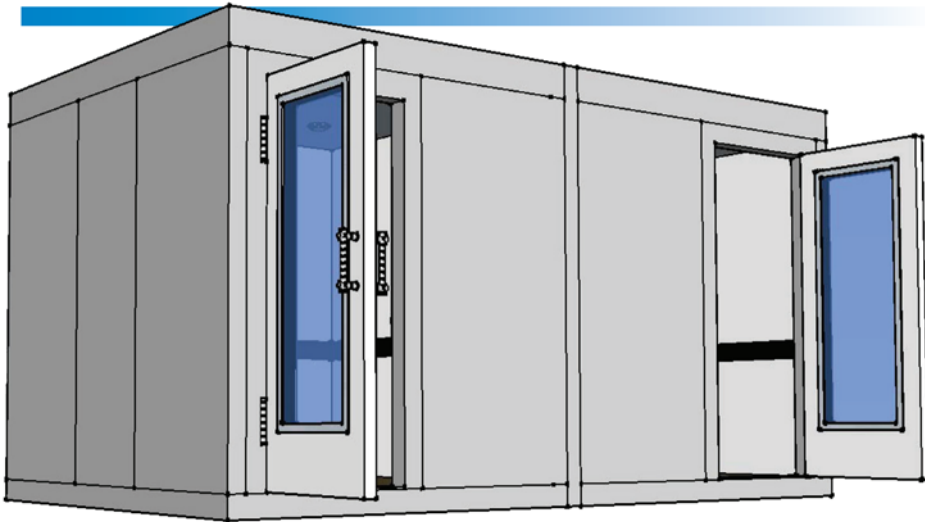


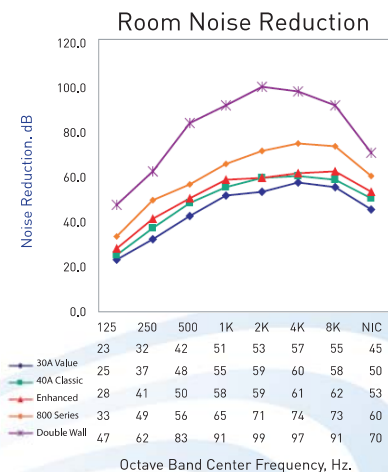
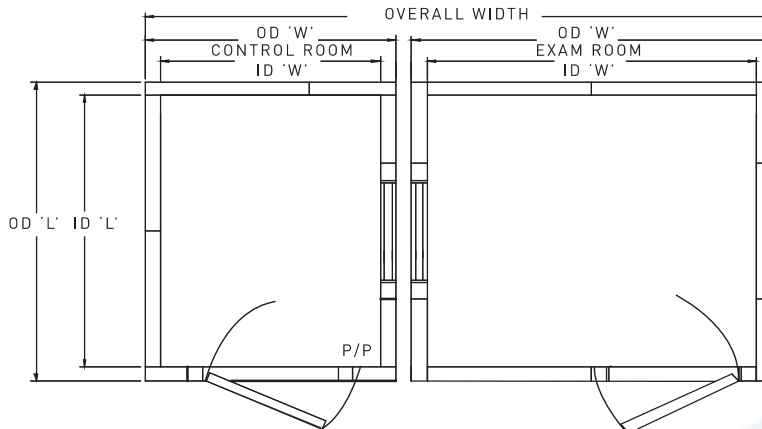
IAC ACOUSTICS 40ACT AUDIOMETRIC ROOMS

40act SERIES



The 40act Series Single Wall Control /Exam Suite is constructed of four inch thick modular panels, complete with carpeted vibration isolated floor, space-saver roof mounted ventilation, recessed electrical, Noise-Lock® doors and double glazed windows, audiometric jack panels acoustically matched and shipped ready for field assembly.

Model No.	Control Room Inside Dimension ft-in x ft-in x ft-in					Exam Room Inside Dimension ft-in x ft-in x ft-in					Overall Outside Dimension ft-in x ft-in x ft-in			Weight lbs (kg)		
	W	x	L	x	H	W	x	L	x	H	L	x	W		x	H
40act-1	3-6	x	6-2	x	6-6	6-2	x	6-2	x	6-6	6-10	x	11-4	x	7-7	4540
40act-2	4-8	x	7-0	x	6-6	7-0	x	7-0	x	6-6	7-8	x	13-4	x	7-7	5618
40act-3	4-8	x	7-0	x	6-6	8-8	x	7-0	x	6-6	7-8	x	15-0	x	7-7	6138
40act-4	4-8	x	7-0	x	6-6	9-10	x	7-0	x	6-6	7-8	x	16-2	x	7-7	6478
40act-5	7-0	x	7-0	x	6-6	8-8	x	7-0	x	6-6	7-8	x	17-4	x	7-7	6819
40act-6	7-6	x	7-0	x	6-6	8-8	x	7-0	x	6-6	7-8	x	17-10	x	7-7	6992
40act-7	7-0	x	7-0	x	6-6	9-10	x	7-0	x	6-6	7-8	x	18-6	x	7-7	7159
40act-8	8-8	x	7-0	x	6-6	9-10	x	7-0	x	6-6	7-8	x	20-2	x	7-7	7678
40act-9	7-0	x	8-8	x	6-6	8-2	x	8-8	x	6-6	9-4	x	16-10	x	7-7	7731
40act-10	7-0	x	9-10	x	6-6	9-4	x	9-10	x	6-6	10-6	x	18-0	x	7-7	8906
40act-11	7-0	x	9-10	x	6-6	10-6	x	9-10	x	6-6	10-6	x	19-2	x	7-7	9321



IAC ACOUSTICS 40ACT AUDIOMETRIC ROOMS

40act CLASSIC General Notes

TOTAL ESTIMATED DESIGN WEIGHT: () lbs.

PANEL CONSTRUCTION: Noiselock V (walls) and Noiselock VI (ceiling)

INTERIOR SURFACES : 22ga. galvanized perforated steel

EXTERIOR SURFACES: 14ga. Cold rolled solid steel

FLOOR INTERIOR SURFACE: 11ga. hot rolled steel

FINISH: Powder coated

COLOR: Choice of (12) standards

FLOOR COVERING: Industrial nylon carpet

Color: (to match paint color selection) 3/8" thick underlayment and 2 1/2" H black cove base molding included.

DOOR: (2) 2' x 9" wide x 6' - 1 1/2" high clear opening cam-lift splitframe with push plate and pull handles.

Note: dimensions locating door are shown to the clear opening

WINDOW: (1) 2'6" wide x 2'10" high aluminum frame double glazed with 1/4" thick laminated safety glass (width reduced on smaller models).

Vibration isolator rails to be provided below floor panels.

2" Minimum clearance is required between the exterior of testing booth and host facility walls/ceiling.

LARGEST PANEL SIZE: () wide x () long x () thick. Customer to ensure adequate site access.

VENTILATION: () cfm system comprised of integrated spasaver. Exhaust/inlet air ceiling silencer panels and 120V, 60Hz, 14w fans.

ELECTRICAL:

- 120V recessed incandescent light fixture
- 120V toggle switch for fans and lights
- 120V duplex receptacle

Audiometric jack panel comprised of:

- (12) Switchcraft three-wire phone-type jacks
- (2) USB ports
- (1) 2-Inch ID passthrough hole with cover

(Lot) boxes, connectors, etc. As required for complete installation.

Note:

- Customer to provide 110V, 60Hz, 20 amp power to roof mounted quad receptacle power cord.
- All electrical is wired per 2002 national electric code
- Booth is factory UL certified and labeled

Customer to provide a finished floor which is within +/- 1/4" of level in 10 non-cumulative ft.



Bronx, New York

T: 718 931 8000

F: 718 863 1138

E: newyork@iac-acoustics.com